

Nebraska Rural Poll Research Brief

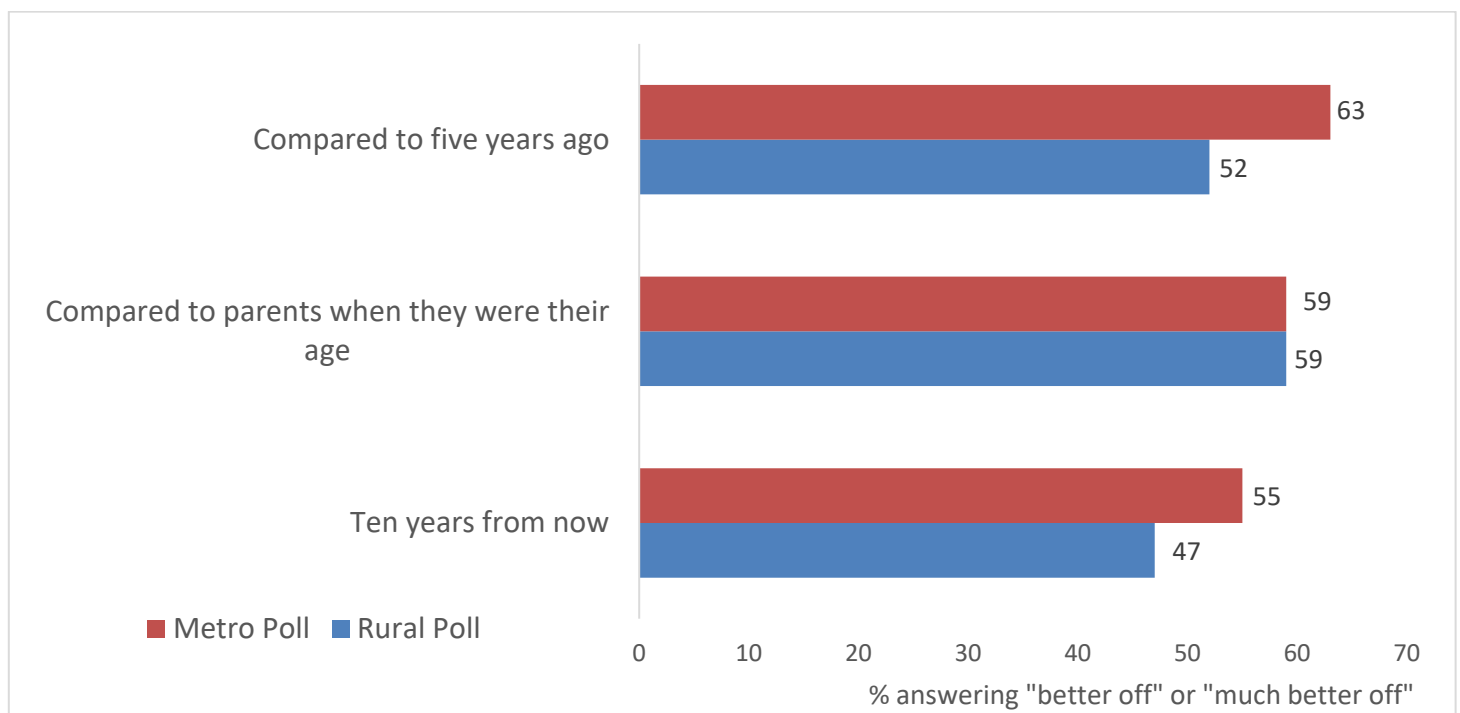
Well-Being of Metropolitan and Nonmetropolitan Nebraskans

General Well-Being

To examine perceptions of general well-being, respondents were first asked three questions.

1. "All things considered, do you think you are better or worse off than you were five years ago?" (Answer categories were much worse off, worse off, about the same, better off or much better off).
2. "All things considered, do you think you are better or worse off than your parents when they were your age?"
3. "All things considered, do you think you will be better or worse off ten years from now than you are today?"

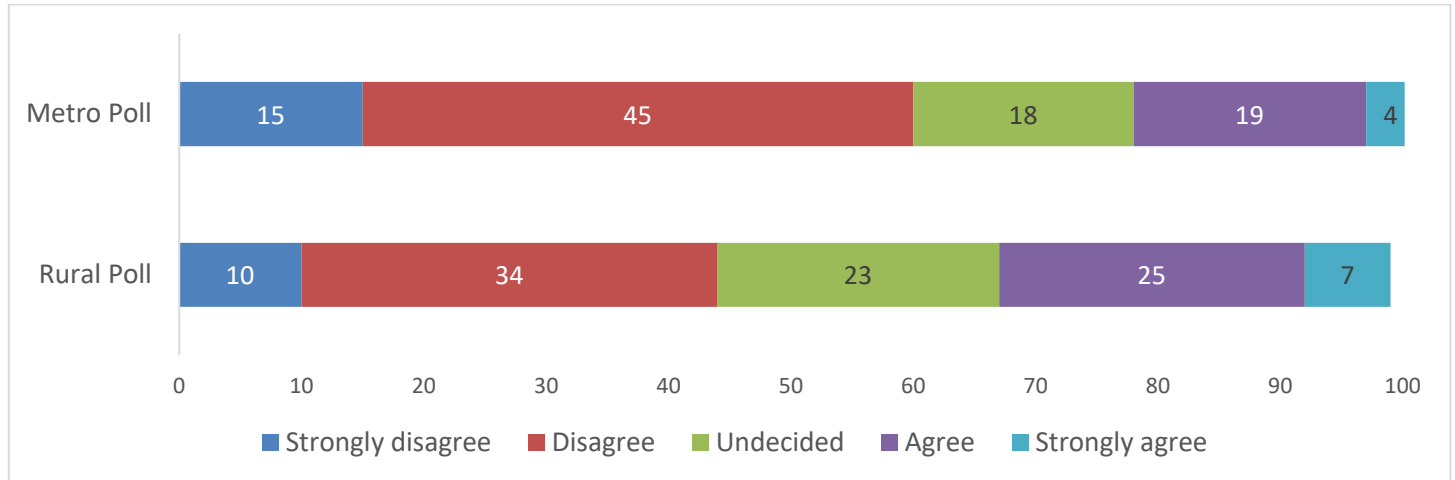
- *Residents of metropolitan counties are more likely than residents of nonmetropolitan counties to believe they are better off compared to five years ago and will be better off ten years from now.*



Rebecca Vogt
Heather Akins
Cheryl Burkhart-Kriesel
Bradley Lubben
L.J. McElravy
Timothy Meyer
Steve Schulz

The respondents were also asked if they believe people are powerless to control their own lives. They were specifically asked: “Do you agree or disagree with the following statement? Life has changed so much in our modern world that most people are powerless to control their own lives.”

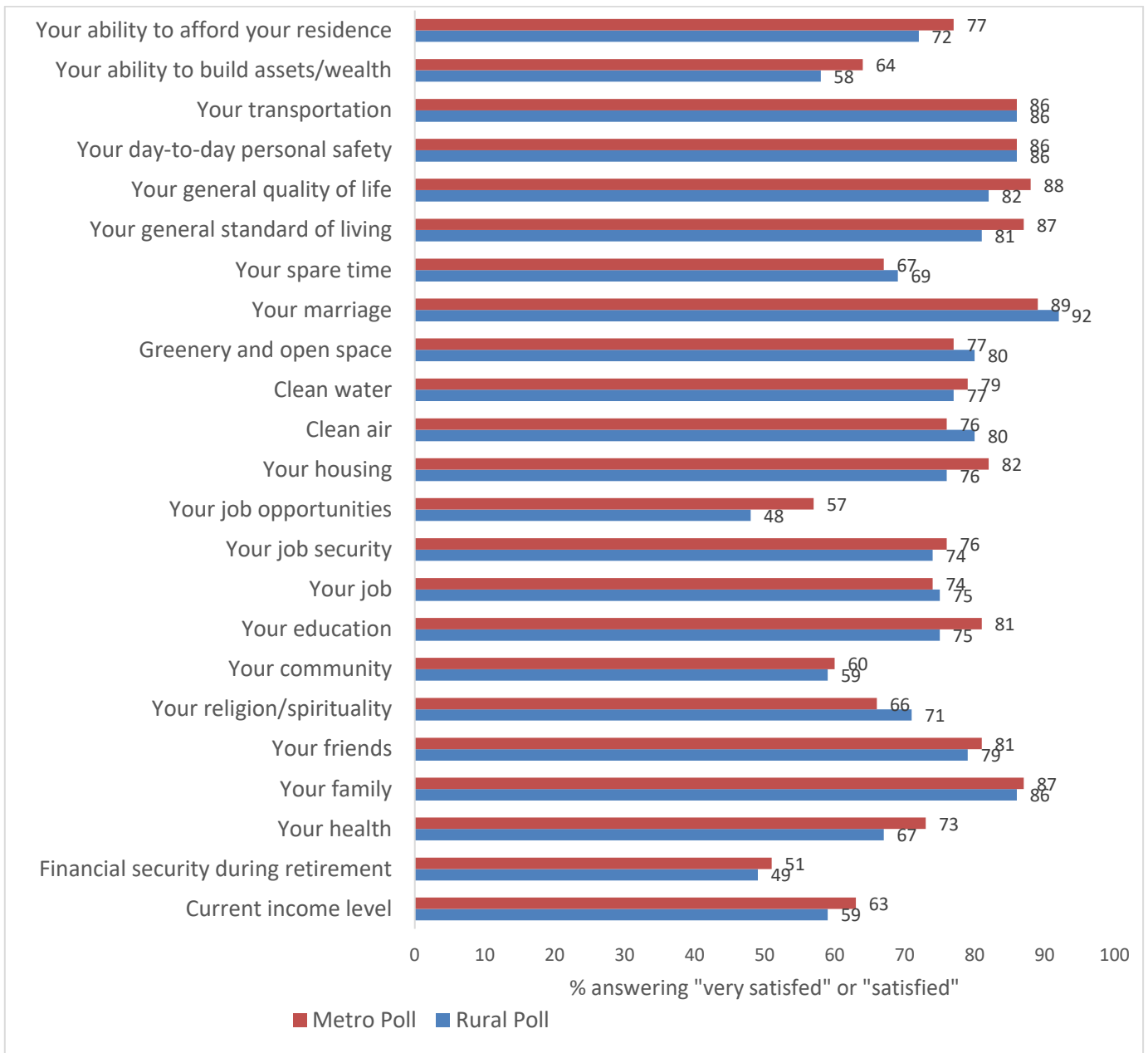
- *Metropolitan residents are more likely than nonmetropolitan residents to disagree that people are powerless to control their own lives.*



Specific Aspects of Well-Being

Respondents were also given a list of items that can affect their well-being and were asked to indicate how satisfied they were with each using a five-point scale (1 = very dissatisfied, 5 = very satisfied). They were also given the option of checking a box to denote “does not apply.” Those who answered “does not apply” were excluded from the chart below.

- *There were no differences in satisfaction levels between metropolitan residents and nonmetropolitan residents for half of the items listed.*
- *Metropolitan residents are more likely than nonmetropolitan residents to be satisfied with the following items: their ability to afford their residence, their ability to build assets/wealth, their general quality of life, their general standard of living, their housing, their job opportunities, their education, their health and their current income level.*
- *Nonmetropolitan residents are more likely than metropolitan residents to be satisfied with clean air and their religion/spirituality.*



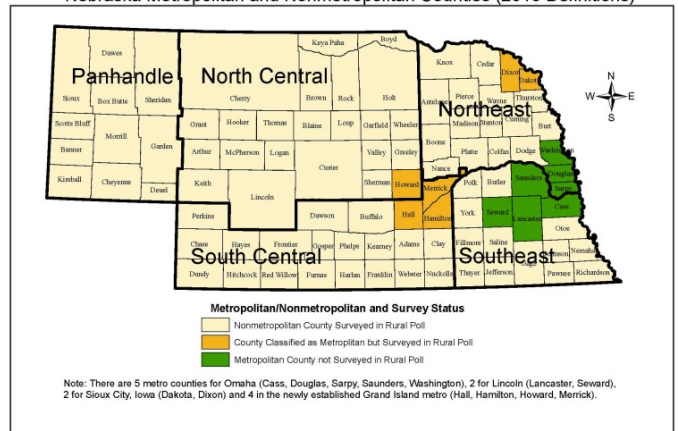
Methodology

The Nebraska Rural Poll sampled residents from non-metropolitan counties and regional trade centers in the state.

The Nebraska Metro Poll sampled the seven counties that comprise the Lincoln and Omaha metropolitan areas.

Both polls sent 4 mailings regarding or containing the surveys in the spring of 2021 and had an online response option.

Nebraska Metropolitan and Nonmetropolitan Counties (2013 Definitions)



Source: 2013 Metropolitan and Micropolitan Definitions, Office of Management and Budget, released 2-28-13
 Prepared by: David Drozd, Center for Public Affairs Research, University of Nebraska at Omaha - August 11, 2014